

PANADAPTER BUFFER FOR PICaSTAR 23rd June 2007

Use at own risk. This is a PCB I prototyped based on a design from "Nuts & Volts" Magazine. (June 2000 issue) Its available on the internet if you search for "FET principles"

It seems to work in initial bench testing with a high level signal input, but has NOT been tried in the actual radio so I don't know its performance at low signal levels. Obviously, this will be very important in actual use !

Components are a mixture of surface mount and thru hole parts. Most are 0603 parts but one resistor is 0805 size. In the prototype (picture) I used 0805 parts for the 100nF caps as I did not have anything else. It would be possible to fit 0805 resistors also in place of the 0603 ones, if you are careful.

VK3PE

<u>Part Type</u>	<u>Designator</u>	<u>Footprint</u>	<u>Description</u>
100nF C3	603	Capacitor	
100nF C2	603	Capacitor	
100nF C1	603	Capacitor	
100nF C4	603	Capacitor	
100nF C6	603	Capacitor	
10uF/16V	C5	1206	polarized cap
120K R3	603		
12K R6	603		
150R R5	603		
1N4148 D2	AXIAL0.4	Diode	
1N4148 D1	AXIAL0.4	Diode	
220K R2	603		
2M2 R1	603		
2N3904 TR2	TO-92A		
2N3904 TR3	TO-92A		
6K8 R4	603		
U310 TR1	TO-92A	FET	

PANADAPTER IF BUFFER

THIS SECTION INSIDE THE "PICASTAR"

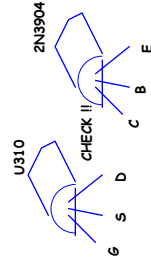
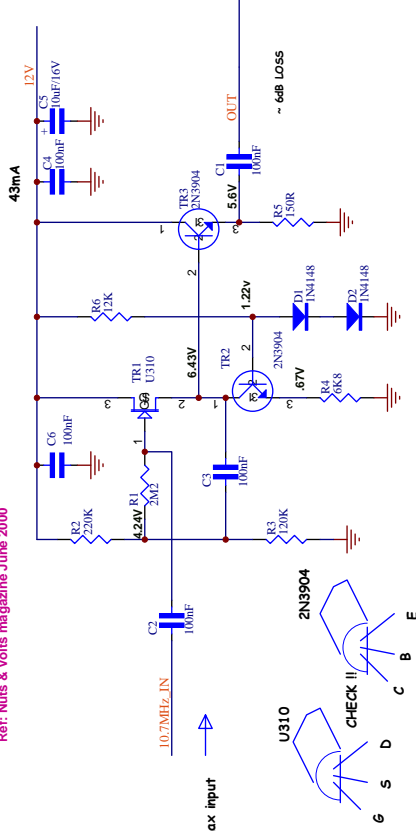
PANADAPTER:- IF BUFFER

Ref: Nuts & Volts magazine June 2000

TESTED:

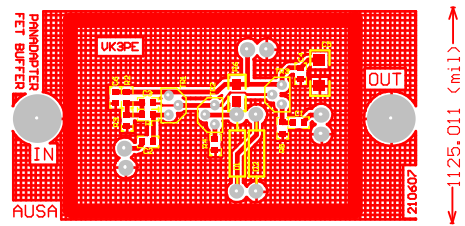
approx. 0dBm max input

10.7MHz IN



Updated on:		Updated by:	
Title:		COMMERCIAL-IN-CONFIDENCE NOT TO BE DISCLOSED WITHOUT WRITTEN AUTHORITY	
PCB file name:-	Size:	Number:	Issue:
	A3		
Printed on: 23-Jun-2007 17:59:51		Sheet 9 of 0	
File: G:\PANADAPTER\PCB\IF BUFFER STAGE\PANADAPTER_BUFFER_230607.Sch			

2145.006 (mil)



2145.006 (mil)

