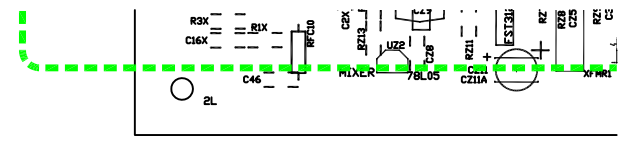
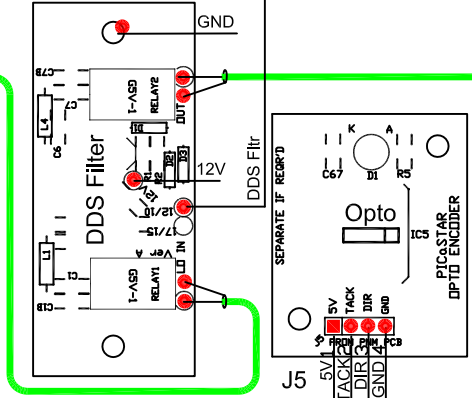
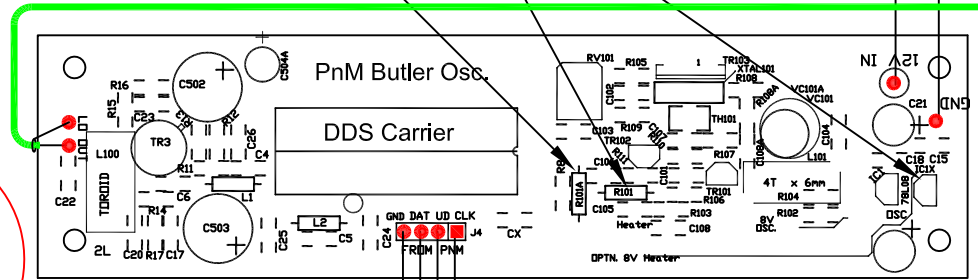


These signals also available on 10-way connector on bottom of PCB.



Extra Butler Heater Regulator (option):
Fit R101A Omit R101 Fit IC1X

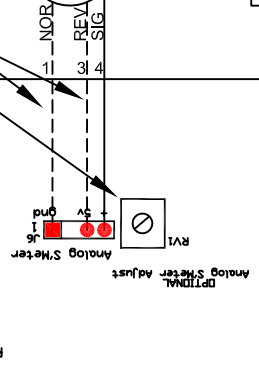
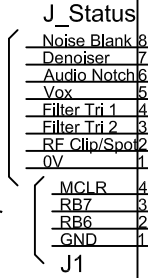


Plug matrix
See text.
DSP S-Meter

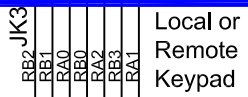
Analogue 'S' Meter (option)
Select Polarity (Fit One Only)
Adjust FSD

Meter

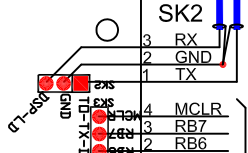
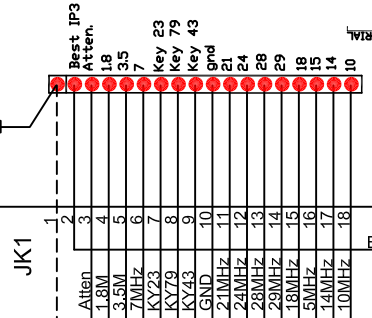
Remote Console LEDs (option)
'S' Meter Programmer (option)



See Recommended Modification (Ver. A Pcb)



PSU 12V



Main Control Programmer (option)



No
1/ F
to P
2/ 1
buil
3/ S
4/ I
5/ I
ont
6/ I
But
7/ C
ad